

Sorrento GigaEdge 614™

FEATURES AND BENEFITS

- Cost-effective CWDM technology
- Low optical insertion Loss
- Mux/Demux 8 wavelengths into 4 bi-directional CWDM channels on a single fiber strand
- Duplex SC connectors for simple GBIC client interfacing
- Simplex SC connectors for CWDM line-side
- Standard color coded for ease of installation and troubleshooting (Brown= 1611nm; Grey= 1471nm)
- Scales easily from point-to-point to large ring networks using 611 passive and 820 active drops
- Reliable passive WDM optical technology
- Low-profile modular design - fits in 1RU 19" rack mount chassis
- Wide operating temperature range option (-40°C to +85°C)
- Deployable anywhere — CO, OSP cabinet, underground vault, basement or computer room

Environmentally Hardened, Single Fiber Working (SFW), 1-Channel Protected OADM Plug-in Module, offers a low cost, passive, CWDM solution for linear and ring applications.

The GigaEdge 614 Plug-in Module is a passive optical multiplexer/demultiplexer designed for metro access applications that represents the state of the art in fiber optics design. The 614 Module multiplexes and demultiplexes four bi-directional CWDM wavelength channels to/from one fiber strand. A grid of eight CWDM wavelengths is used in the 1471nm to 1611nm band, in compliance with the ITU-T G.694.2 standards. This SFW design allows the creation of cost-effective bidirectional point-to-point links or as a hub-node for protected ring networks where there is fiber exhaust or where the lowest fiber leasing cost is required.



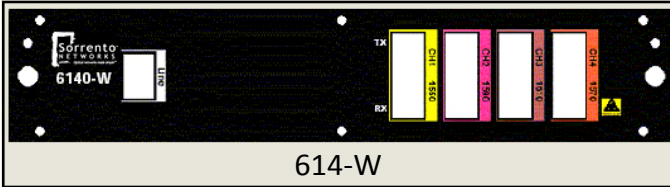
Applications include Enterprise, Storage Area Networks, low-cost Inter-Office Carrier Networks and Outside Plant (OSP) Carrier Networks for Next Generation IP/DSLAMs. The GigaEdge 614 Module is available in four variants. There are West and East variants (614-W and 614-E) with Standard and Environmentally Hardened (EH) variants of each. The standard 614-X variants operate over the temperature range 0°C to +70°C. The hardened 614-X-EH variants operate over the temperature range -40°C to +85°C.

Wavelengths corresponding to four bi-directional CWDM channels (Ch1 - Ch4) are paired according to the GigaEdge 820 wavelength plan which has been optimized for maximum transmission distance taking wavelength-dependent G.652 fiber losses and dispersion penalties into account. The GigaEdge 610 series SFW filter modules can thus utilize the 4-channel 3R regeneration capabilities of the 820 to enable much larger CWDM network sizes and lossier fibers and splices than is possible in traditional passive CWDM networks.


On the line side, the 614-W multiplexes four CWDM wavelengths in the band 1551nm to 1611nm and demultiplexes four CWDM wavelengths in the band 1471nm to 1531nm. Similarly, the 614-E multiplexes four CWDM wavelengths in the band 1471nm to 1531nm and demultiplexes four CWDM wavelengths in the band 1551nm to 1611nm.

On the tributary side of the GigaEdge 614, colored duplex CWDM interfaces connect over short or long distances (subject to link margin) to any of Sorrento's or other approved vendor's CWDM transceivers (SFP, GBIC or custom) which are fitted to the client

FRONT PANELS



614-W



614-E

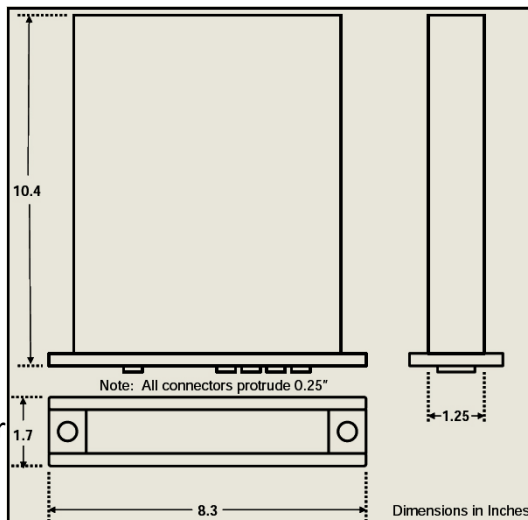
equipment. Each tributary port of the 614 Module is color coded (using the EIA resistor color code) to match the transmit wavelength of CWDM transceivers. This allows ease of installation and troubleshooting without having to remove the transceiver from the client equipment.

The 614 Module plugs into one half of a 1RU, 19" rack mount chassis (GigaEdge 601) for simple installation and modularity. This Chassis based system adds CWDM capability to any existing network equipment that supports G.694.2 compliant SFP or GBIC interfaces, such as: Sorrento's GigaEdge 233 Mini-MSPP; an IP/DSLAM; FC Switch; GbE Switch; or Router.

On the tributary side of the GigaEdge 611, colored duplex CWDM interfaces connect over short or long distances (subject to link margin) to any of Sorrento's or other approved vendor's CWDM transceivers (SFP, GBIC or custom) which are fitted to the client equipment. Each tributary port of the 611 Module is color coded (using the EIA resistor color code) to match the transmit wavelength of CWDM transceivers. This allows ease of installation and troubleshooting without having to remove the transceiver from the client equipment.

The 611-X Module plugs into one half of a 1RU, 19" rack mount chassis (GigaEdge 601) for simple installation and modularity. Where greater redundancy is required, two 611-X

Modules can plug into a single Chassis, thus providing separate West and East Modules. This



Chassis based system adds CWDM capability to any existing network equipment that supports G.694.2 compliant SFP or GBIC interfaces, such as: Sorrento's GigaEdge 233 Mini- MSPP; an IP/DSLAM; FC Switch; GbE Switch; or Router.

GIGAEDGE 611™ SPECIFICATIONS

MECHANICAL

Connectors:

Network side: 1 Simplex SC/PC

Client side: 4 Duplex SC/PC

Dimensions:

8.3" x 1.7" x 10.4" (W x H x D), 211mm x 43mm x 264mm, Plug-in for 1RU rack-mount

OPTICAL

Center Wavelengths Ch X - Tx / Rx:

614-W and 614-W-EH

- Ch1 - 1551 nm / 1531 nm
- Ch2 - 1591 nm / 1471 nm
- Ch3 - 1611 nm / 1511 nm
- Ch4 - 1571 nm / 1491 nm

614-E and 614-E-EH

- Ch1 - 1531 nm / 1551 nm
- Ch2 - 1471 nm / 1591 nm
- Ch3 - 1511 nm / 1611 nm
- Ch4 - 1491 nm / 1571 nm

Tx	W	E
Ch1	1551	1531
Ch2	1591	1471
Ch3	1611	1511
Ch4	1571	1491

Insertion Loss (Centre $\lambda \pm 6.5$ nm Passband)

Mux: < 3.0 dB Demux: < 3.0 dB

Isolation (Centre $\lambda \pm 6.5$ nm Passband)

Mux: > 30 dB Demux: > 30 dB

Directivity: < -50 dB

Return Loss: > 45 dB

PDL: < 0.2 dB

PMD: < 0.2 ps

Passband Ripple: 0.5 dB

Connector Losses Included

ENVIRONMENTAL

Temperature Range:

Operating: 0°C to +70°C (Standard Version)

Operating: -40°C to +85°C (EH - Hardened Version)

Storage: -40°C to +85°C (All Versions)



Sorrento Networks
9137 East Mineral Circle
Suite 340
Centennial, CO 80112

Sorrento Networks is a global provider of metro optical access solutions, offering an edge-to-regional CWDM, DWDM and ROADM product portfolio to carriers and enterprises. Sorrento Networks' GigaMux and GigaEdge optical transport products efficiently add bandwidth to clients' networks, and transport mission-critical services and applications across the network infrastructure. The company is headquartered in Denver, Colo., with offices in Oakland, Calif. and Stuttgart, Germany. For more information, visit www.sorrentonet.com. Sorrento, the Sorrento Networks logos and all other Sorrento Networks product or service names are trademarks or registered trademarks of Sorrento Networks, Inc. All other trademarks are property of their respective owners. Copyright 2008 Sorrento Networks. All rights reserved.